

# Destinations

Silent Final e

Kindergarten – Second Grade





# Destinations


This game of *Destinations* will review the jobs of Silent Final *e*.

1. Print out the job cards, answer keys, and word cards. Cards will need to be cut before the game.
  - For the best printing results, change the orientation to "Landscape," and change the scale to "Actual size."
2. Place each job card in a different destination around the classroom. Make sure they are spread out as much as possible.
3. Distribute one word card to each student.
4. Project *Student Directions* on board for duration of the game.
5. Students will look at word number one and walk to the job destination that applies to that word.
6. Once students are at their destination, they will compare their word with other students at their location. Teacher will walk around and confirm students are in the correct location.
7. Students will discuss with other students in that location how the job applies to their specific word and how they would mark the word.
8. Teacher monitors students and provides help, if needed.
9. Repeat the process for word number two, then word three, then word four.


A decorative border surrounds the page, featuring a repeating pattern of snowflakes in shades of blue, teal, and purple. The snowflakes are arranged in a grid-like pattern, with larger, more detailed snowflakes at the corners and smaller, simpler ones in between. The border is composed of a thin blue line with the snowflakes placed along it.

# Student Directions


1. Look at the word on your card.
2. Determine which job applies to this word and walk to that destination.
3. Discuss your word with the other students at your location.
  - Explain how the job applies to your specific word and how you would mark the word.

A decorative border surrounds the page, featuring a repeating pattern of snowflakes in shades of blue, teal, and purple. The snowflakes are arranged in a grid-like pattern along the top, bottom, and sides of the page.


job 1

A decorative border surrounds the page, featuring a repeating pattern of snowflakes in light blue, medium blue, and purple. The snowflakes are arranged in a grid-like pattern along the top, bottom, and sides of the page.


job 2

A decorative border surrounds the page, featuring a repeating pattern of snowflakes in shades of blue, teal, and purple. The snowflakes are arranged in a grid-like pattern, with larger, more detailed snowflakes at the corners and smaller, simpler ones in between. The border is composed of thin blue lines.

job 3

A decorative border surrounds the page, featuring a repeating pattern of snowflakes in light blue, medium blue, and purple. The snowflakes are arranged in a grid-like pattern along the top, bottom, and sides of the page.

job 4

A decorative border surrounds the page, featuring a repeating pattern of snowflakes in light blue, medium blue, and purple. The snowflakes are arranged in a grid-like pattern, with larger, more detailed snowflakes at the corners and smaller ones in between.

job 5





## Answer Key – job 1

1. time
2. like
3. make
4. late
5. home
6. ate



## Answer Key – job 2

1. have
2. blue
3. love
4. give
5. twelve
6. move



## Answer Key – job 3

1. chance
2. charge
3. large
4. dance
5. prance
6. fence



## Answer Key – job 4

1. little
2. apple
3. table
4. able
5. eagle
6. gentle

# Answer Key – job 5

1. are
2. house
3. mouse
4. come
5. some
6. gone

1. have
2. time
3. chance
4. are
5. little



1. chance
2. have
3. little
4. time
5. are



1. are
2. little
3. have
4. chance
5. time



© Spalding Education International

© J. H. H. I. Ltd

1. time
2. chance
3. are
4. little
5. have



© Spalding Education International

© J. H. H. I. Ltd

1. like
2. charge
3. apple
4. blue
5. house



© Spalding Education International

© J. H. H. I. Ltd

1. little
2. are
3. time
4. have
5. chance



© Spalding Education International

© J. H. H. I. Ltd

1. apple
2. blue
3. house
4. like
5. charge



© Spalding Education International

© J. H. H. I. I.

1. blue
2. like
3. charge
4. house
5. apple



© Spalding Education International

© J. H. H. I. I.

1. charge
2. house
3. blue
4. apple
5. like



© Spalding Education International

© J. H. H. I. I.

1. house
2. apple
3. like
4. charge
5. blue



© Spalding Education International

© J. H. H. I. I.

1. mouse
2. large
3. make
4. love
5. table



© Spalding Education International

© Jones J. Holt

1. table
2. make
3. love
4. mouse
5. large



© Spalding Education International

© Jones J. Holt

1. love
2. mouse
3. large
4. table
5. make



© Spalding Education International

© Jones J. Holt

1. large
2. love
3. table
4. make
5. mouse



© Spalding Education International

© Jones J. Holt

1. dance
2. able
3. late
4. give
5. come



© Spalding Education International

© J. H. I. Int.

1. make
2. table
3. mouse
4. large
5. love



© Spalding Education International

© J. H. I. Int.

1. come
2. dance
3. give
4. late
5. able



© Spalding Education International

© J. H. I. Int.

1. able
2. late
3. come
4. dance
5. give



© Spalding Education International

© J. H. I. Int.

1. eagle
2. some
3. home
4. prance
5. twelve



© Spalding Education International

© J. H. H. I. I.

1. twelve
2. prance
3. some
4. home
5. eagle



© Spalding Education International

© J. H. H. I. I.

1. give
2. come
3. dance
4. able
5. late



© Spalding Education International

© J. H. H. I. I.

1. late
2. give
3. able
4. come
5. dance



© Spalding Education International

© J. H. H. I. I.



1. some
2. home
3. eagle
4. twelve
5. prance



© Spalding Education International

© Jones J. Holt

1. prance
2. eagle
3. twelve
4. some
5. home



© Spalding Education International

© Jones J. Holt

1. ate
2. fence
3. move
4. gentle
5. gone



© Spalding Education International

© Jones J. Holt

1. home
2. twelve
3. prance
4. eagle
5. some



© Spalding Education International

© Jones J. Holt

1. gone
2. gentle
3. ate
4. move
5. fence



© Spalding Education International

© J. H. I. Int'l

1. fence
2. move
3. gentle
4. gone
5. ate



© Spalding Education International

© J. H. I. Int'l

1. gentle
2. ate
3. gone
4. fence
5. move



© Spalding Education International


© J. H. I. Int'l

1. move
2. gone
3. fence
4. ate
5. gentle




© Spalding Education International


© J. H. I. Int'l




job 1




job 2



job 3



job 4



job 5



## Answer Key – job 1

1. time
2. like
3. make
4. late
5. home
6. ate



## Answer Key – job 2

1. have
2. blue
3. love
4. give
5. twelve
6. move





## Answer Key – job 3

1. chance
2. charge
3. large
4. dance
5. prance
6. fence




## Answer Key – job 4

1. little
2. apple
3. table
4. able
5. eagle
6. gentle


# Answer Key - job 5

1. are
2. house
3. mouse
4. come
5. some
6. gone

1. chance
2. have
3. little
4. time
5. are



1. have
2. time
3. chance
4. are
5. little



1. are
2. little
3. have
4. chance
5. time



© Spalding Education International

© HARRIS J. LINT


1. time
2. chance
3. are
4. little
5. have



© Spalding Education International

© HARRIS J. LINT


1. like
2. charge
3. apple
4. blue
5. house



© Spalding Education International

© HARRIS J. LINT

1. little
2. are
3. time
4. have
5. chance



© Spalding Education International

© HARRIS J. LINT

1. apple
2. blue
3. house
4. like
5. charge



© Spalding Education International

© HARRIS J. LINT

1. blue
2. like
3. charge
4. house
5. apple



© Spalding Education International

© HARRIS J. LINT

1. charge
2. house
3. blue
4. apple
5. like



© Spalding Education International

© HARRIS J. LINT

1. house
2. apple
3. like
4. charge
5. blue



© Spalding Education International

© HARRIS J. LINT

1. mouse
2. large
3. make
4. love
5. table



© Spalding Education International

© HARRIS J. LINT

1. table
2. make
3. love
4. mouse
5. large



© Spalding Education International

© HARRIS J. LINT


1. love
2. mouse
3. large
4. table
5. make



© Spalding Education International

© HARRIS J. LINT

1. large
2. love
3. table
4. make
5. mouse



© Spalding Education International

© HARRIS J. LINT


1. dance
2. able
3. late
4. give
5. come



© Spalding Education International

© HARRIS J. LINT

1. come
2. dance
3. give
4. late
5. able



© Spalding Education International

© HARRIS J. LINT


1. make
2. table
3. mouse
4. large
5. love



© Spalding Education International

© HARRIS J. LINT

1. able
2. late
3. come
4. dance
5. give



© Spalding Education International

© HARRIS J. LINT

1. eagle
2. some
3. home
4. prance
5. twelve



© Spalding Education International

© HARRIS J. LINT

1. twelve
2. prance
3. some
4. home
5. eagle



© Spalding Education International

© HARRIS J. LINT


1. give
2. come
3. dance
4. able
5. late



© Spalding Education International

© HARRIS J. LINT

1. late
2. give
3. able
4. come
5. dance



© Spalding Education International

© HARRIS J. LINT


1. some
2. home
3. eagle
4. twelve
5. prance



© Spalding Education International

© Hazzel J. Holt

1. ate
2. fence
3. move
4. gentle
5. gone



© Spalding Education International

© Hazzel J. Holt


1. prance
2. eagle
3. twelve
4. some
5. home



© Spalding Education International

© Hazzel J. Holt

1. home
2. twelve
3. prance
4. eagle
5. some



© Spalding Education International

© Hazzel J. Holt




1. gone
2. gentle
3. ate
4. move
5. fence



© Spalding Education International

© Hazzel J. Holt

1. gentle
2. ate
3. gone
4. fence
5. move



© Spalding Education International

© Hazzel J. Holt


1. fence
2. move
3. gentle
4. gone
5. ate



© Spalding Education International

© Hazzel J. Holt

1. move
2. gone
3. fence
4. ate
5. gentle



© Spalding Education International

© Hazzel J. Holt



# Terms of use:

- All pages of this resource are copyrighted.
- Redistributing, editing, selling, or posting this item in any form, including a personal classroom website, is strictly prohibited.
- This resource is for one teacher use only.
- Posting, sharing, uploading, or saving this product to any shared server, district drop box, shared drive, digital site, etc. is prohibited.

Graphics & fonts © Dianne J. Hook [www.djinkers.com](http://www.djinkers.com)